



Caledonian

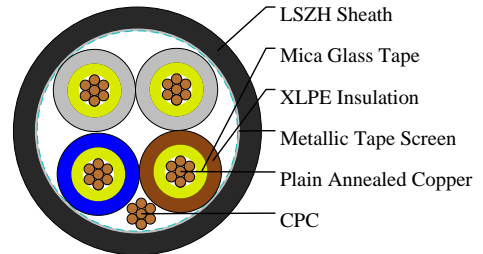
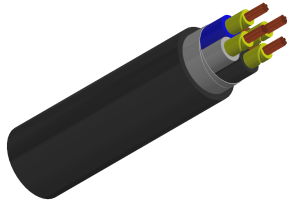
FIREFLIX Fire Resistant Power & Control Cables

www.caledonian-cables.com

marketing@caledonian-cables.com

300/500V Mica+XLPE Insulated, LSZH Sheathed, Screened Power Cables to BS 8436 (2 Cores)

FFX200 05mROZ1-U/R/K (CU/MGT+XLPE/OSCR/LSZH 300/500V Class 2)



APPLICATIONS

The cables are mainly used in power stations, mass transit underground passenger systems, airports, petrochemical plants, hotels, hospitals and high-rise buildings.

STANDARDS

Basic design adapted from BS 8436:2011

FIRE PERFORMANCE

Circuit Integrity	IEC 60331-21; BS 6387
Flame Retardance (Single vertical wire or cable test)	IEC 60332-1-2; EN 60332-1-2
Halogen Free	IEC 60754-1; EN 50267-2-1
No Corrosive Gas Emission	IEC 60754-2; EN 50267-2-2
Minimum Smoke Emission	IEC 61034-2; EN 61034-2

VOLTAGE RATING

300/500V

CABLE CONSTRUCTION

Conductor: Tinned annealed copper conductor, solid or stranded according to BS EN 60228 class 2.

Fire Barrier: Mica glass tape.

Insulation: Thermosetting XLPE type GP 8 according to BS 7655-1.3. Crosslinked polyolefin material type EI 5 according to EN 50363-5 or crosslinked elastomeric GP 4/GP 6 according to BS 7655-1.2 can be offered as option.

CPC (Circuit Protective Conductor): Uninsulated tinned annealed copper conductor conforming to BS EN13630:2002.

Screen: One or more metallic or laminated metallic tape(s) shall be applied, either longitudinally or helically or as a combination of both, with the metallic element in contact with the uninsulated circuit protective conductor.

Outer Sheath: LSZH type LTS 3 according to BS 7655-6.1.

Outer Sheath Option: UV resistance, hydrocarbon resistance, oil resistance, anti-rodent and anti-termite



Caledonian

FIREFLIX Fire Resistant Power & Control Cables

www.caledonian-cables.com

marketing@caledonian-cables.com

properties can be offered as option.

COLOUR CODE

4-core + uninsulated circuit protective conductor: Blue, brown, black, grey.

Sheath Colour: White; other colours can be offered upon request.

PHYSICAL AND THERMAL PROPERTIES

Maximum temperature range during operation: 70°C

Maximum short circuit temperature (5 Seconds): 250°C

Minimum bending radius: 6 × Overall Diameter

Electrical Properties

Conductor operating temperature: 70°C

Ambient temperature: 30°C

DIMENSION AND PARAMETERS

No. of Cores × Cross- sectional Area	Conductor Class	Nominal Insulation Thickness	Nominal Sheath Thickness	Approx. Overall Diameter	Approx. Weight
No. × mm ²		mm	mm	mm	kg/km
4*1.0	2	0.6	1.0	10.5	153

Current-Carrying Capacities (Amp) according to BS 7671:2008 table 4D2A

Conductor Cross- sectional Area	Ref. Method A 2cables, 1-phase a.c. or d.c.	Ref. Method A 3/4 cables, 3-phase a.c.	Ref. Method B 2 cables, 1-phase a.c. or d.c	Ref. Method B 3/4 cables, 3-phase a.c.	Ref. Method C 2 cables, 1-phase a.c. or d.c. flat and touching	Ref. Method C 3/4 cables, 3- phase a.c. flat and touching or trefoil	Ref. Method F 2 cables, 1-phase a.c. or d.c. flat	Ref. Method F 3 cables, 3- phase a.c. flat
mm ²	A	A	A	A	A	A	A	A
1.0	11	10	13	11.5	15	13.5	17	14.5

Voltage Drop (Per Amp Per Meter)

Conductor Cross-sectional Area	2C cable, d.c.	2C cable, 1-phase a.c.	3C or 4C cable, 3-phase a.c.
mm ²	mV/A/m	mV/A/m	mV/A/m
1.0	44	44	38



Caledonian

FIREFLIX Fire Resistant Power & Control Cables

www.caledonian-cables.com

marketing@caledonian-cables.com



Rated voltage




BS 8436



Circuit Integrity
IEC 60331-21/BS 6387



Flame Retardancy
EN 60332-1-2



Halogen Free
IEC 60754-1



Low Corrosivity
IEC 60754-2



Low Smoke Emission
EN 61034-2